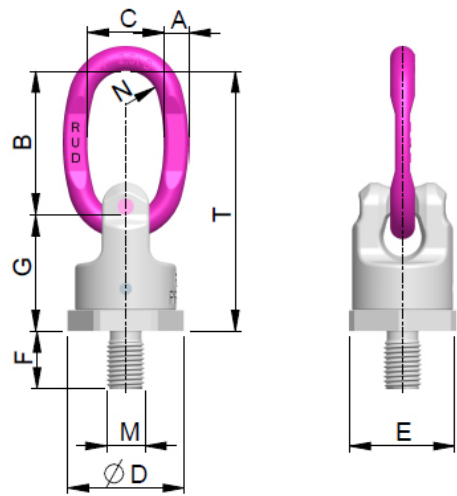


Medidas y datos: PowerPoint PP-B-8t-M36

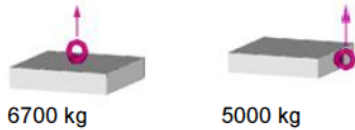
Nº de artículo: 7989083

weight:	6,30 kg	13,89 lbs
Nominal WLL:	8000 kg	17600 lbs
A:	24 mm	15/16"
B:	140 mm	5-1/2"
T:	242 mm	9-7/32"
C:	65 mm	2-9/16"
D:	100 mm	3-15/16"
E:	90 mm	3-17/32"
F:	54 mm	2-1/8"
G:	102 mm	4"
M:	M36	M36
N:	28 mm	1-1/8"

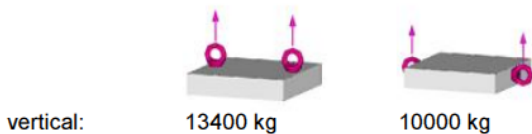


Max. peso transportable en kg para diferentes tipos de carga

1 Ramal:

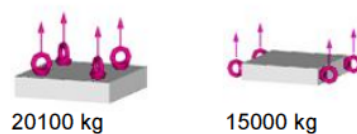


2 Ramales:



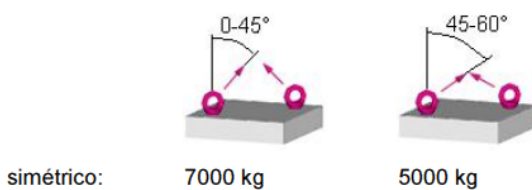
vertical:

3/4 Ramales:*



20100 kg

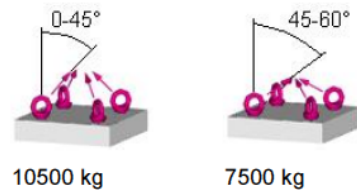
15000 kg



simétrico:

7000 kg

5000 kg



10500 kg

7500 kg



Asimétrico:

5000 kg

5000 kg