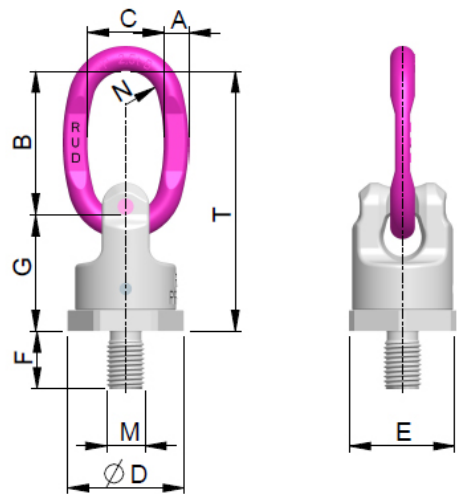


Medidas y datos: PowerPoint PP-B-1,5t-M16

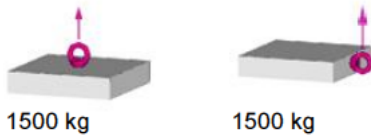
Nº de artículo.7989523

weight:	0,50 kg	1,10 lbs
Nominal WLL:	1500 kg	3300 lbs
A:	11 mm	7/16"
B:	65 mm	2-9/16"
T:	115 mm	4-1/2"
C:	35 mm	1-3/8"
D:	46 mm	1-13/16"
E:	41 mm	1-5/8"
F:	25 mm	63/64"
G:	50 mm	1-31/32"
M:	M16	M16
N:	15 mm	19/32"

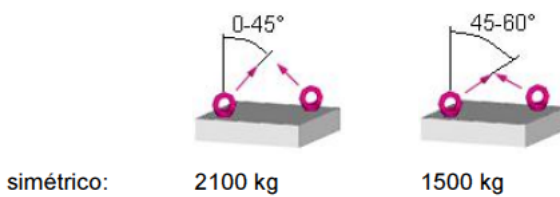
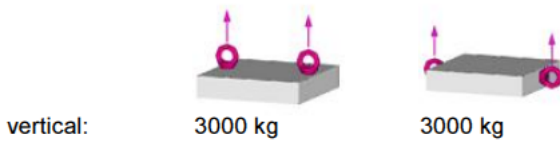


Max. peso transportable en kg para diferentes tipos de carga

1 Ramal:



2 Ramales:



3/4 Ramales:*

