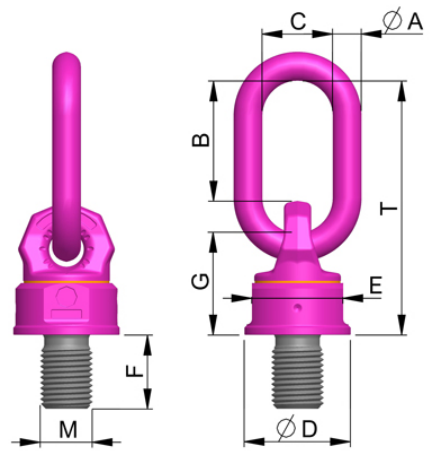


## Medidas y datos: Anilla de elevación giratoria-roscada VWBG 8(10)t-M36

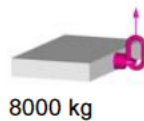
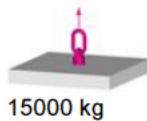
Nº de artículo: 7999059

weight:	4,72 kg	10,41 lbs
Nominal WLL:	8000 kg	17600 lbs
A:	22 mm	7/8"
B:	86 mm	3-3/8"
T:	208 mm	8-3/16"
C:	50 mm	1-31/32"
D:	90 mm	3-17/32"
E:	80 mm	3-1/8"
F:	54 mm	2-1/8"
G:	94 mm	3-11/16"
M:	M36	M36



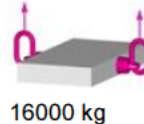
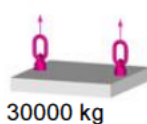
### Max. peso transportable en kg para diferentes tipos de carga

#### 1 Ramal:

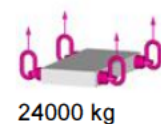



#### 2 Ramales:

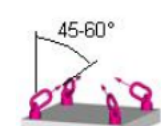
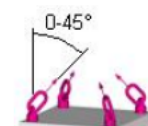
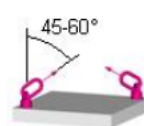
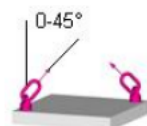
vertical:



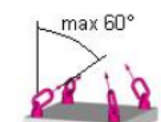
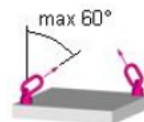
#### 3/4 Ramales:\*



simétrico:



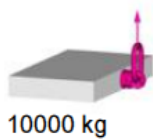
Asimétrico:



Si la anilla se ajusta manualmente a su posición horizontal, se podrán alcanzar mayores CMU. Rogamos se aseguren de que la configuración de la carga no sea modificada durante la elevación



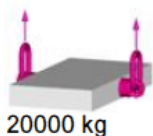
**1 Ramal:**



10000 kg


**2 Ramales:**

vertical:



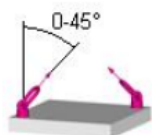
20000 kg

**3/4 Ramales:\***

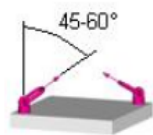


30000 kg

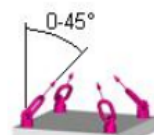
simétrico:



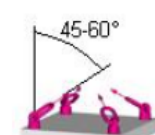
14000 kg



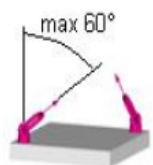
10000 kg



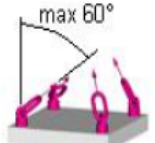
21000 kg



15000 kg



10000 kg



10000 kg