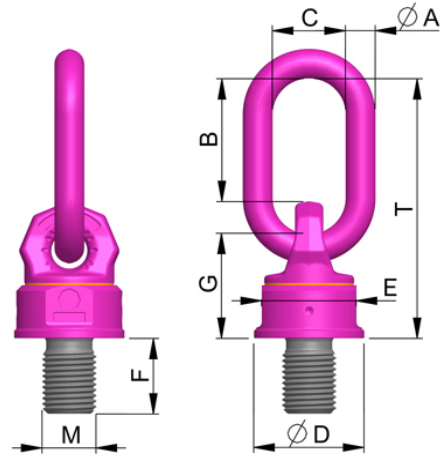


**Medidas y datos: Anilla de elevación giratoria-roscada VWBG 6(7,5)t-M33 (F=50)**

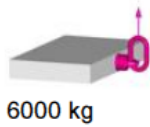
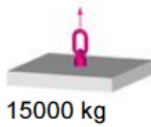
Nº de artículo 8600150

<b>weight:</b>	5,60 kg	12,35 lbs
<b>Nominal WLL:</b>	6000 kg	13200 lbs
<b>A:</b>	23 mm	29/32"
<b>B:</b>	86 mm	3-3/8"
<b>T:</b>	208 mm	8-3/16"
<b>C:</b>	50 mm	1-31/32"
<b>D:</b>	90 mm	3-17/32"
<b>E:</b>	80 mm	3-1/8"
<b>F:</b>	50 mm	1-31/32"
<b>G:</b>	96 mm	3-25/32"
<b>M:</b>	M33	M33

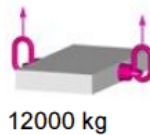
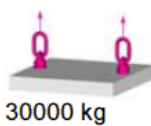


**Max. peso transportable en kg para diferentes tipos de carga**

**1 Ramal:**

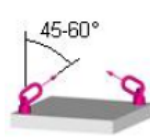
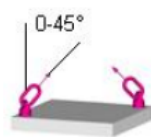
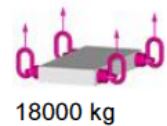



**2 Ramales:**

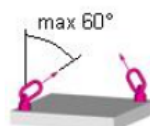
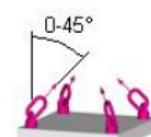


vertical:

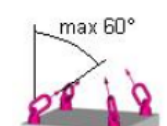
**3/4 Ramales:\***



simétrico:



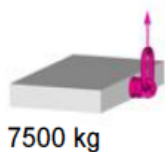
Asimétrico:



Si la anilla se ajusta manualmente a su posición horizontal, se podrán alcanzar mayores CMU. Rogamos se aseguren de que la configuración de la carga no sea modificada durante la elevación




### 1 Ramal:



7500 kg


### 2 Ramales:

vertical:



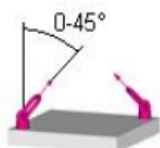
15000 kg

### 3/4 Ramales:\*

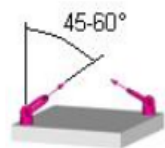


22500 kg

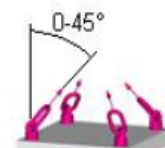
simétrico:



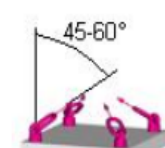
10500 kg



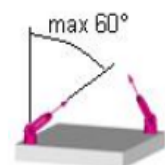
7500 kg



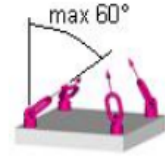
15750 kg



11250 kg



7500 kg



7500 kg