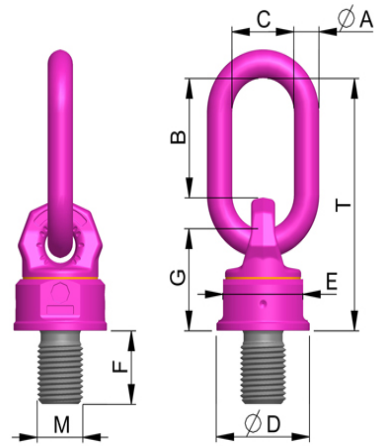


**Medidas y datos: Anilla de elevación giratoria-roscada VWBG 40(50)t-M90 con bi=110mm**

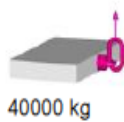
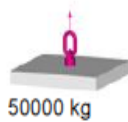
Nº de artículo: Z903408

weight:	34,39 kg	75,82 lbs
Nominal WLL:	40000 kg	88000 lbs
A:	46 mm	1-13/16"
B:	168 mm	6-5/8"
T:	378 mm	14-7/8"
C:	110 mm	4-11/32"
D:	170 mm	6-11/16"
E:	145 mm	5-11/16"
F:	135 mm	5-5/16"
G:	159 mm	6-1/4"
M:	M90	M90

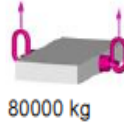
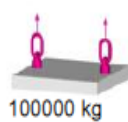


**Max. peso transportable en kg para diferentes tipos de carga**

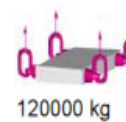

**1 Ramal:**



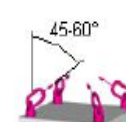
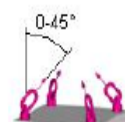
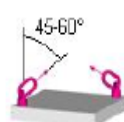
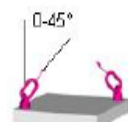
**2 Ramales:**



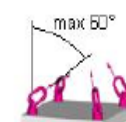
**3/4 Ramales:\***



vertical:



simétrico:



Asimétrico:


40000 kg

40000 kg

Si la anilla se ajusta manualmente a su posición horizontal, se podrán alcanzar mayores CMU. Rogamos se aseguren de que la configuración de la carga no sea modificada durante la elevación



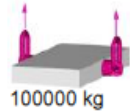
**1 Ramal:**



50000 kg

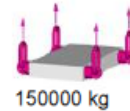
**2 Ramales:**

vertical:



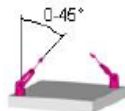
100000 kg

**3/4 Ramales:\***

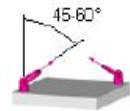


150000 kg

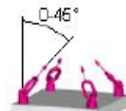
simétrico:



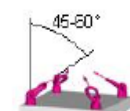
70000 kg



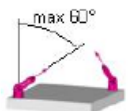
50000 kg



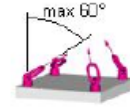
105000 kg



75000 kg



50000 kg



50000 kg