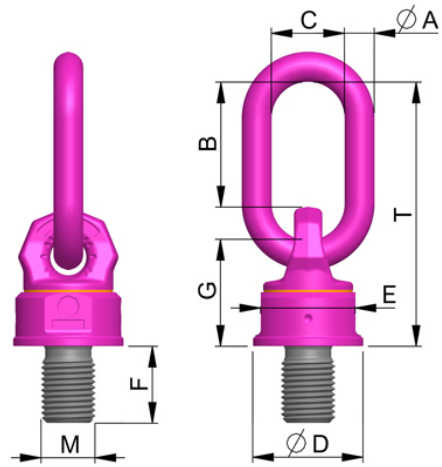


Medidas y datos: Anilla de elevación giratoria-roscada VWBG 35(48)t-M80

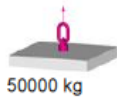
Nº de artículo: Z900100

weight:	31,19 kg	68,76 lbs
Nominal WLL:	35000 kg	77000 lbs
A:	46 mm	1-13/16"
B:	130 mm	5-1/8"
T:	338 mm	13-5/16"
C:	90 mm	3-17/32"
D:	170 mm	6-11/16"
E:	145 mm	5-11/16"
F:	120 mm	4-3/4"
G:	159 mm	6-1/4"
M:	M80	M80



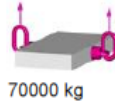
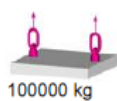
Max. peso transportable en kg para diferentes tipos de carga

1 Ramal:

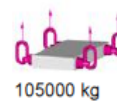



2 Ramales:

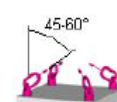
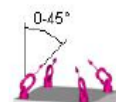
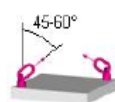
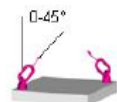
vertical:



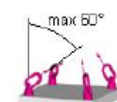
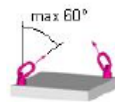
3/4 Ramales:*



simétrico:



Asimétrico:



Si la anilla se ajusta manualmente a su posición horizontal, se podrán alcanzar mayores CMU. Rogamos se aseguren de que la configuración de la carga no sea modificada durante la elevación



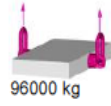
1 Ramal:



48000 kg

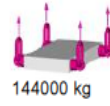
2 Ramales:

vertical:



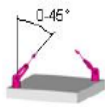
96000 kg

3/4 Ramales:*

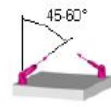


144000 kg

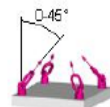
simétrico:



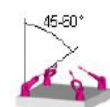
67200 kg



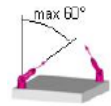
48000 kg



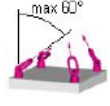
100800 kg



72000 kg



48000 kg



48000 kg