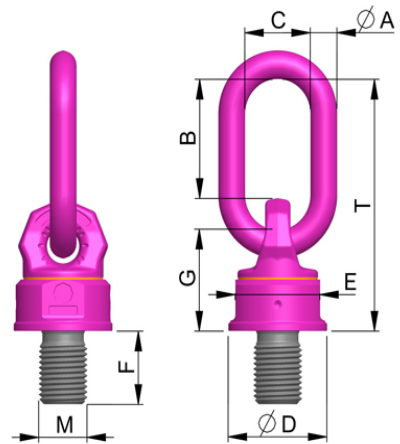


## Medidas y datos: Anilla de elevación giratoria-roscada VWBG 16(22)t-M60 (F=90)

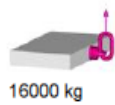
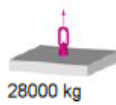
Nº de artículo 8600454

<b>weight:</b>	11,37 kg	25,07 lbs
<b>Nominal WLL:</b>	16000 kg	35200 lbs
<b>A:</b>	32 mm	1-1/4"
<b>B:</b>	119 mm	4-11/16"
<b>T:</b>	271 mm	10-21/32"
<b>C:</b>	70 mm	2-3/4"
<b>D:</b>	120 mm	4-3/4"
<b>E:</b>	95 mm	3-3/4"
<b>F:</b>	90 mm	3-17/32"
<b>G:</b>	120 mm	4-3/4"
<b>M:</b>	M60	M60

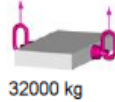



### Max. peso transportable en kg para diferentes tipos de carga

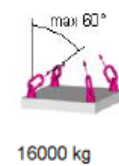
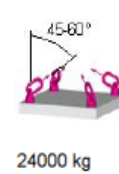
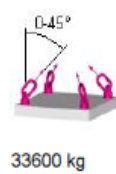
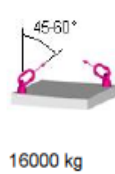
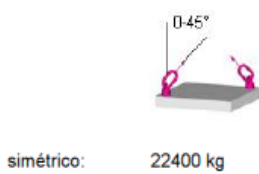
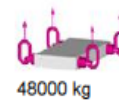

#### 1 Ramal:



#### 2 Ramales:



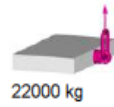
#### 3/4 Ramales:\*



Si la anilla se ajusta manualmente a su posición horizontal, se podrán alcanzar mayores CMU. Rogamos se aseguren de que la configuración de la carga no sea modificada durante la elevación



**1 Ramal:**



**2 Ramales:**

vertical:



**3/4 Ramales:\***



simétrico:

