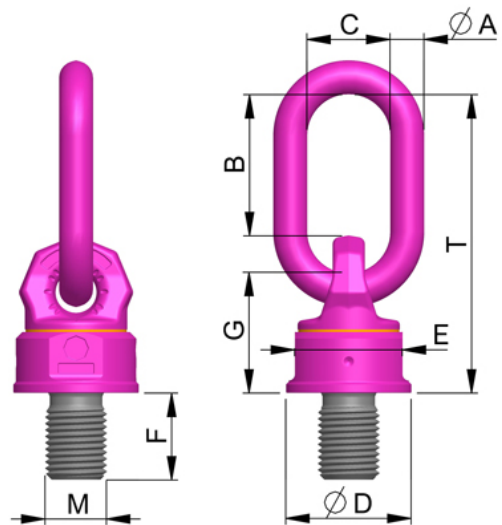


Medidas y datos: Anilla de elevación giratoria-roscada VWBG 13(16)t-M48

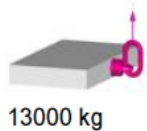
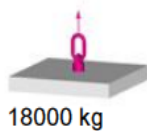
Nº de artículo: Z999045

weight:	6,37 kg	14,04 lbs
Nominal WLL:	13000 kg	28600 lbs
A:	26 mm	1"
B:	111 mm	4-13/32"
T:	234 mm	9-7/32"
C:	65 mm	2-9/16"
D:	98 mm	3-27/32"
E:	85 mm	3-11/32"
F:	68 mm	2-11/16"
G:	95 mm	3-3/4"
M:	M48	M48

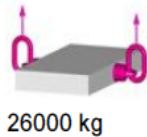
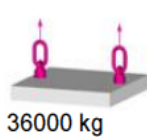


Max. peso transportable en kg para diferentes tipos de carga

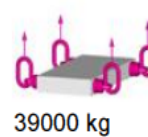

1 Ramal:



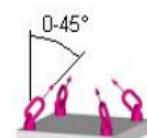
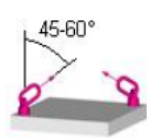
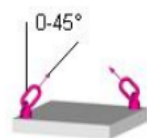
2 Ramales:



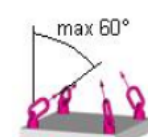
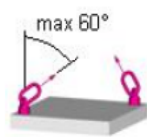
3/4 Ramales:*



vertical:



simétrico:



Asimétrico:

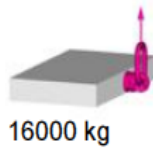
13000 kg

13000 kg

Si la anilla se ajusta manualmente a su posición horizontal, se podrán alcanzar mayores CMU. Rogamos se aseguren de que la configuración de la carga no sea modificada durante la elevación

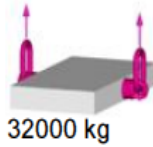


1 Ramal:

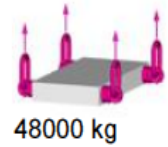


2 Ramales:

vertical:



3/4 Ramales:*



simétrico:

