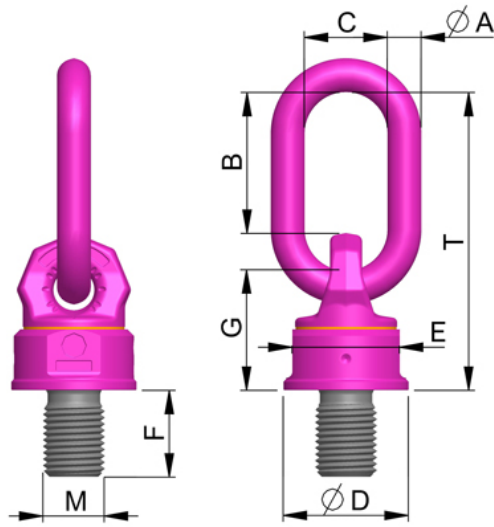


Medidas y datos: Anilla de elevación giratoria-roscada VWBG 12(13)t-M42

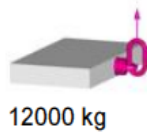
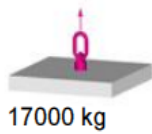
Nº de artículo: Z999044

weight:	6,10 kg	13,45 lbs
Nominal WLL:	12000 kg	26400 lbs
A:	26 mm	1"
B:	111 mm	4-13/32"
T:	234 mm	9-7/32"
C:	65 mm	2-9/16"
D:	98 mm	3-27/32"
E:	85 mm	3-11/32"
F:	63 mm	2-15/32"
G:	95 mm	3-3/4"
M:	M42	M42



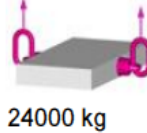
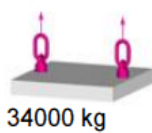
Max. peso transportable en kg para diferentes tipos de carga

1 Ramal:

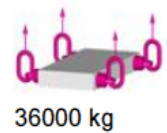



2 Ramales:

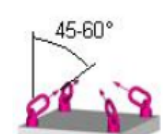
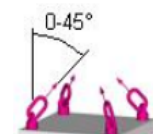
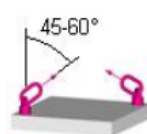
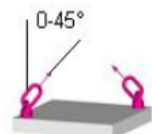
vertical:



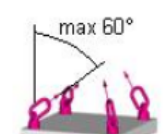
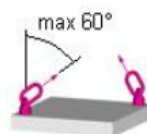
3/4 Ramales:*



simétrico:



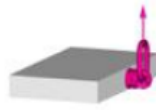
Asimétrico:



Si la anilla se ajusta manualmente a su posición horizontal, se podrán alcanzar mayores CMU. Rogamos se aseguren de que la configuración de la carga no sea modificada durante la elevación



1 Ramal:



13000 kg

2 Ramales:

vertical:



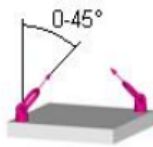
26000 kg

3/4 Ramales:*

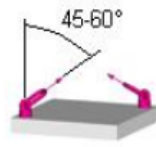


39000 kg

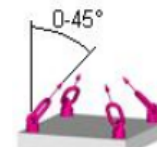
simétrico:



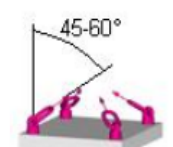
18200 kg



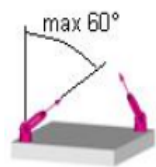
13000 kg



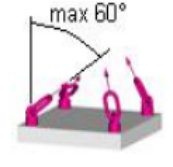
27300 kg



19500 kg



13000 kg



13000 kg